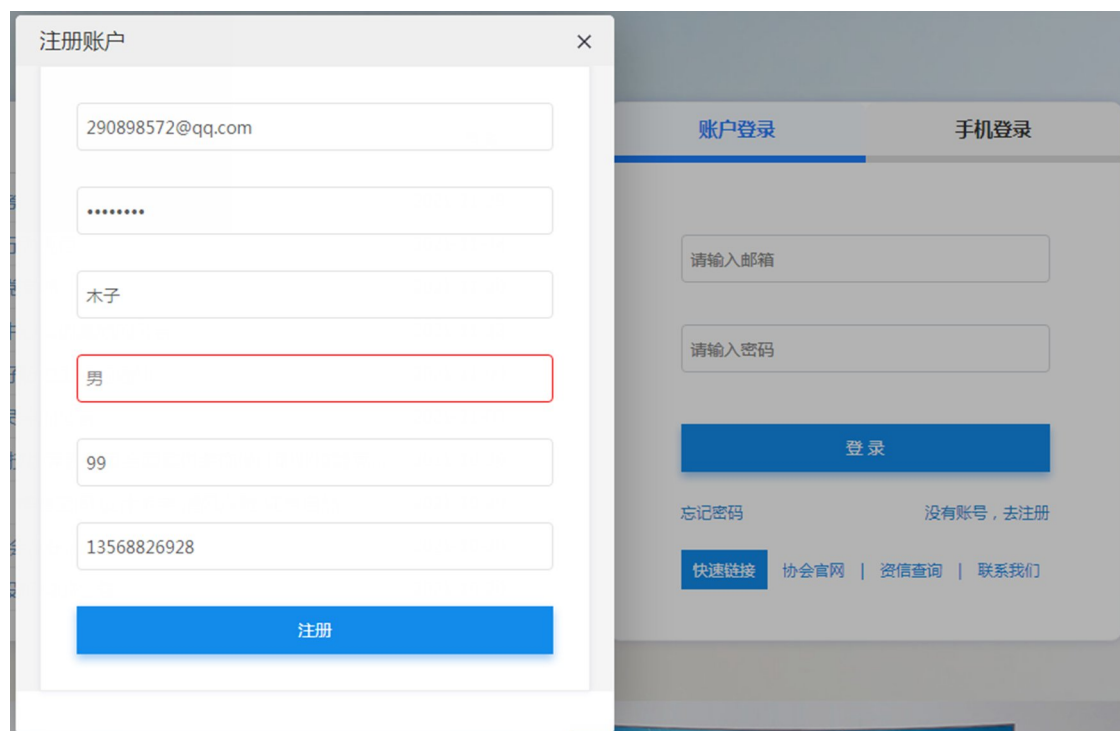


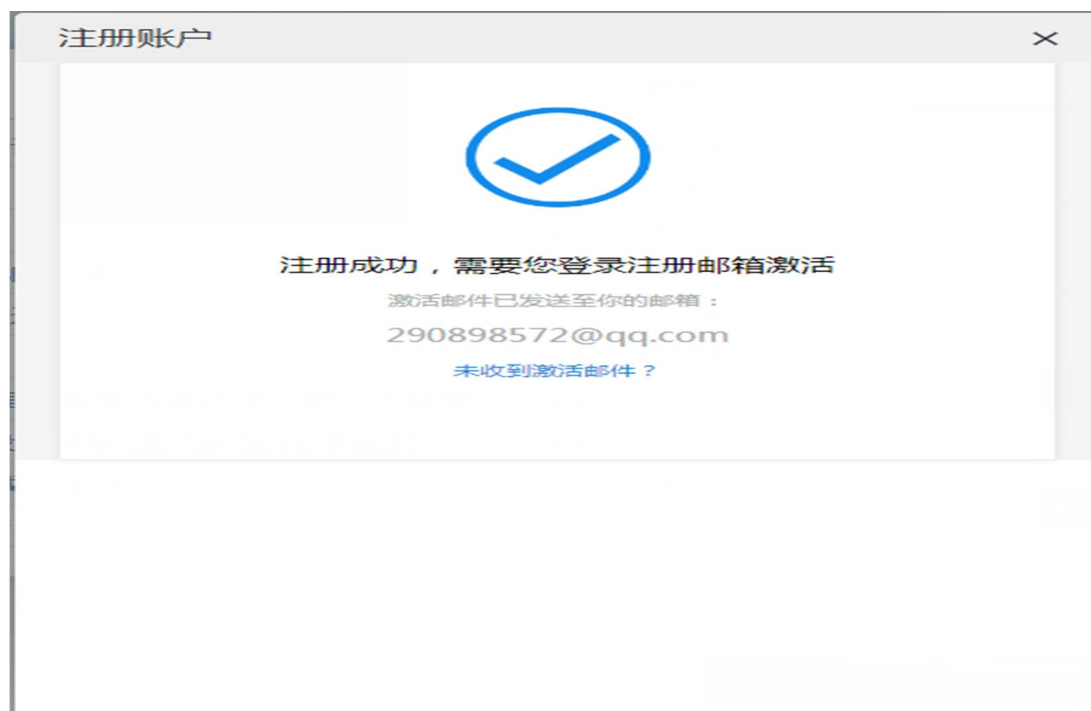
四川省室内装饰协会考务中心考生注册考试流程

一、账号注册

(1) 进入四川省室内装饰协会“考务中心”(网址 <http://zxks.cidasc.org/apps/login>), 点击“去注册”



The screenshot shows a web page with a registration form. The form is titled "注册账户" (Register Account) and has a close button (X) in the top right corner. The form contains several input fields: a text field for the email address (290898572@qq.com), a password field (masked with dots), a text field for the name (木子), a dropdown menu for gender (男), a text field for the age (99), and a text field for the phone number (13568826928). Below the input fields is a blue button labeled "注册" (Register). To the right of the registration form is a login section with tabs for "账户登录" (Account Login) and "手机登录" (Mobile Login). The "账户登录" tab is active. It contains two input fields: "请输入邮箱" (Please enter email) and "请输入密码" (Please enter password). Below these fields is a blue button labeled "登录" (Login). There are also links for "忘记密码" (Forgot password) and "没有账号, 去注册" (No account, go to register). At the bottom of the login section, there is a "快速链接" (Quick link) button and a list of links: "协会官网" (Association website), "资信查询" (Credit check), and "联系我们" (Contact us).



The screenshot shows a confirmation message in a window titled "注册账户" (Register Account) with a close button (X) in the top right corner. The message features a large blue checkmark icon. Below the icon, the text reads: "注册成功, 需要您登录注册邮箱激活" (Registration successful, you need to log in to activate your registered email). It then states: "激活邮件已发送至你的邮箱:" (Activation email has been sent to your email:) followed by the email address "290898572@qq.com". At the bottom, there is a link: "未收到激活邮件?" (Didn't receive activation email?).

点击去注册

(2) 注册账户激活：登录注册邮箱，点击系统所发账户激活链接欧
账户激活



注册账号已激活

二、登录账号“认证信息”

(1) 登录账号

A screenshot of a web login interface. At the top, there are two tabs: "账户登录" (Account Login) and "手机登录" (Mobile Login). The "账户登录" tab is selected. Below the tabs are two input fields: the first contains the email address "290898572@qq.com" and the second contains a masked password "*****". Below the input fields is a blue button labeled "登录" (Login). At the bottom left, there is a link "忘记密码" (Forgot password), and at the bottom right, there is a link "没有账号，去注册" (No account, go register). At the very bottom, there is a "快速链接" (Quick links) section with three items: "协会官网" (Association website), "资信查询" (Credit check), and "联系我们" (Contact us).

(2) 认证信息：点击“认证信息”，输入上传个人相关资料并提交

四川省室内装饰协会 - 考务中心

账户信息

认证信息

考试报名

模拟练习

在线考试


考试成绩

填写认证资料

*考生姓名	木子
*考生性别	男
*考生年龄	99
*考生手机	13568826928
*考生邮箱	290898572@qq.com
*考生学历	选择学历
*学历证书	+
*考生照片	+
*身份证号码	
*身份证复印件	+
*工作单位	
*会员申请表	+

请下载 [会员申请表](#)，上传

认证信息

认证状态	 认证通过
审核时间	2022-06-16 09:47:18

注：“认证信息”及个人资料提交后，系统有个审核过程，请耐心等待于当日或次日审核通过后，再登录并点击“考试报名”和“提交缴费凭证”。

(3) “考试报名”：

认证通过后点击“考试报名”选择相关考试科目“报名”，并点击“上传缴费凭证”提交凭证后等待审核。



账户信息

认证信息

考试报名

模拟练习

在线考试

考试成绩

可报考试科目

室内设计师（初级）

室内设计师（中级）

室内设计师（高级）

项目经理（丙级）

项目经理（乙级）

项目经理（甲级）

陈设艺术设计师（初级）

陈设艺术设计师（高级）

已报考试科目

室内设计师（高级）

注：请尽快缴费，否则将不能参加考试，如何缴费请参见链接【[付款缴费](#)】，已缴费请【[上传缴费凭证](#)】。


✓已报名 ×待缴费

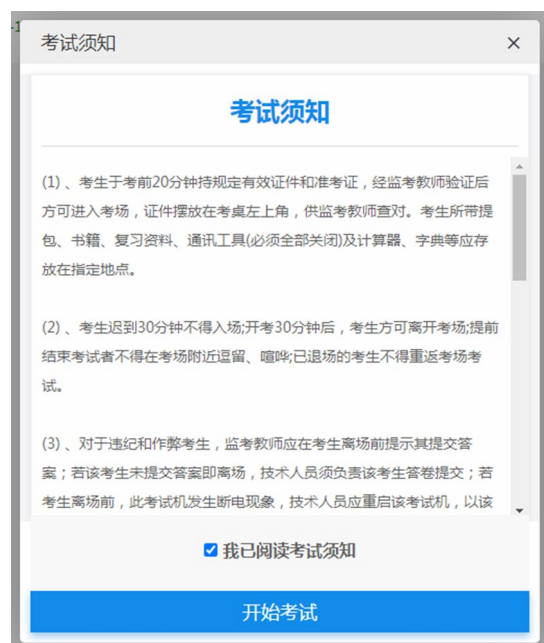


注：“考试报名”和提交“缴费凭证”后有个审核过程，请耐心等待于当日或次日审核通过后，登录并点击“在线考试”进入考试）↓

三、考试流程

1、点击“在线考试”→“进入考试”

 在线考试





2、开始考试



3、考试完毕点击：“**考试答卷**”后系统自动评分并生成考试结果“及格”、“不及格”



4、将考试成绩“及格”的截图发审核机构相关人员，“不及格”的考生补习后补考。

